



**ADDENDUM NO. 1  
TO SPECIFICATIONS AND PLANS FOR THE  
CLAWSON PARK IMPROVEMENTS  
CITY OF ROYAL OAK  
OAKLAND COUNTY, MICHIGAN**

Date: December 13, 2024,

HRC Job No. 20240545

This Addendum is issued prior to receipt of bids to provide for certain changes and clarifications to the Specifications and/or the Plans, as herein specified, and is hereby made a part of the Contract Documents and shall be taken into consideration in preparing the Proposal. The General Conditions and Specifications for the original work and the Contract Drawings are to govern this work unless otherwise revised herein. All other conditions remain the same.

**The Bidder shall acknowledge the receipt of this Addendum by signing this Addendum and enclosing it in the submission of his bids.** Failure to enclose Addendum No. 1 in the submission of bids may be justification for the bid proposal being rejected as non-responsive.

The following lists the extent of this Addendum. Description of the changes or clarifications are given within each heading:

**CONTRACT DOCUMENTS**

1. CLARIFICATIONS:

- As referenced in the Special Provision for Surfacing Systems, the contractor is responsible for the installation of playground surfacing complying with ASTM F1292 Standard Specification for impact Attenuations of Surface System Under and Around Playground Equipment for the existing and proposed playground equipment, including verification of required surfacing thickness, based on vertical heights of this equipment.
- As referenced on Drawing Sheet 12, Mulch Removal for the shall be to the natural earth subgrade depth and include the necessary preparation and grading for the playground surfacing.
- As shown on Drawing Sheet 13 and referenced in the Legend, the 100 Square Feet (SFT) of 'Rubberized Surface, Poured-in-Place is located between the new concrete sidewalk and the transition platform of the existing play structure.

2. SPECIFICATIONS

- 2040080 – SP VERTICAL EXPLORATORY INVESTIGATION FOR RELOCATION
  - Issued the attached specification for the 'As-needed' contract pay item #6.
- 8007001 – SP SURFACING SYSTEMS
  - Re-issued the attached specification to include the following contract pay items.
    - Item #17 – Infield Mix, 1-Inch (Syd)
    - Item #68 – Infield Sand Base Course, 3-Inch (Ton)

3. DRAWINGS

- SHEET 04 – REISSUE
  - Reissued with modified 'Infield Material Detail' and pay items.

**SUMMARY:**

This Addendum No. 1 has been issued to include all required fees, bonding and surety's necessary for the awarded contractor to obtain the permit and complete the specified work. A copy of the amended pages of the Contract Documents noted in Addendum No. 1 have been posted online at the [City of Royal Oak's Procurement Portal](#) and should be utilized during the preparation of bids and incorporated into the Bid Documents.

The Bidder shall acknowledge receipt of this Addendum No. 1 by signing in the location provided below and incorporating this Addendum No. 1 with the submission of his bid. Failure to include Addendum No. 1 and its attachments may result in rejection of the bid.



555 Hulet Drive  
Bloomfield Hills, MI 48302-0360

248-454-6300

[www.hrcenr.com](http://www.hrcenr.com)



Respectfully submitted,  
HUBBELL, ROTH & CLARK, INC.

Michael J. Donnellon, Jr.  
Senior Project Engineer/Landscape Architect

Cc: All plan holders  
City of Royal Oak; J. Murphy, N. McEachern  
HRC; File, L. Michaels, E. Richardson

Received and Acknowledged By:

Company: \_\_\_\_\_

Signature: \_\_\_\_\_

Printed Name: \_\_\_\_\_

Title: \_\_\_\_\_

Date: \_\_\_\_\_

ADDENDUM #1

MICHIGAN  
DEPARTMENT OF TRANSPORTATION

SPECIAL PROVISION  
FOR  
VERTICAL EXPLORATORY INVESTIGATION FOR RELOCATION

COS:MRB

1 of 2

APPR:DMG:NAL:04-30-20  
FHWA:APPR:05-06-20

**a. Description.** When proposed work must be relocated as directed by the Engineer, this special provision is used to compensate the Contractor to locate and expose underground infrastructure and obstructions, such as culverts, sewers and utilities. Perform this work only when conflicts are found in the planned work location. This special provision is not to compensate for the Contractor's responsibilities in subsection 107.12 of the Standard Specifications for Construction.

**b. Materials.** Use Granular Material Class III in accordance with section 902 of the Standard Specifications for Construction for backfill. Use material removed during exploratory investigation for backfill only if approved by the Engineer.

**c. Construction.** The owner of any sewer or utility to be exposed will not take the facilities out of service during the exploratory investigation. Contact utility owners in accordance with subsection 107.12 of the Standard Specifications for Construction.

Advance the exploratory excavation using vacuum excavation, hand digging, conventional machine excavation, or a combination thereof subject to approval of the Engineer. Allow the Engineer access to document the necessary information. If the technique used to advance the excavation causes any damage to the existing facilities, immediately contact the utility owner and cease all work until an alternate method is approved by the Engineer.

Take care to protect the exposed culvert, sewer or utility from damage during construction. The Contractor is responsible for all costs associated with the repair work and out of service time of all broken or damaged existing culverts, sewers or utilities as a result of any action by the Contractor. If the exploratory investigation results in damage to utilities, contact the owner of such utility to coordinate the repair. Repair or replace culvert, sewer or utility, damaged during exploratory excavation, in accordance with the standard specifications and as approved by the Engineer.

Obtain the Engineer's approval before backfilling the excavation. Complete backfilling no later than 24 hours after approval has been given. Backfill in accordance with subsection 204.03.C of the Standard Specifications for Construction. Dispose of excess material in accordance with the standard specifications.

**d. Measurement and Payment.** The completed work, as described, will be measured and paid for at the contract unit price using the following pay item:

<b>Pay Item</b>	<b>Pay Unit</b>
Exploratory Investigation, Vertical.....	Foot

**Exploratory Investigation, Vertical** will be measured by the foot from top of existing grade vertically to the bottom of the excavation for up to a 4-foot maximum diameter hole, or as approved by the Engineer. The excavated depth of each 4-foot maximum diameter hole will be measured separately for payment.

**Exploratory Investigation, Vertical** includes all costs associated with repair or replacement resulting from the Contractor's activities. Providing necessary lane, shoulder and/or sidewalk closures required to perform work will be paid for by other associated items in the contract. Restoration work will be paid for by other associated items.

CITY OF ROYAL OAK  
SPECIAL PROVISION  
FOR  
**SURFACING SYSTEMS**

HRC

1 of 6

October 24, 2023

PART 1 GENERAL

1.1 SECTION INCLUDES

- A. This Section includes the following:
  - 1. Pour-In-Place (PIP) playground surfacing designed for playgrounds.
  - 2. Engineered wood fiber mulch designed for playgrounds.
  - 3. Rubberized Wear Mats designed for high wear areas within playgrounds
  - 4. Infield Mix Surfacing design for ball fields.

1.2 RELATED DOCUMENTS

- A. Drawings and general provisions of the Contract, including General and Supplementary Conditions and Division 00 AND 01 Specification Sections, apply to this Section.
- B. Section 205 – Site Preparation and Grading

1.3 DEFINITIONS

- A. Critical Height: Standard measure of shock attenuation. According to CPSC No. 325, this means "the fall height below which a life-threatening head injury would not be expected to occur."

1.4 PERFORMANCE REQUIREMENTS

- A. ASTM D412 Standard Test Methods for Vulcanized Rubber and Thermoplastic Rubbers and Thermoplastic Elastomers-Tension.
- B. ASTM D624 Standard Test Method for Tear Strength of Conventional Vulcanized Rubber and Thermoplastic Elastomers.
- C. ASTM C1028 Standard Test Method for Wet & Dry Static Coefficient of Friction.
- D. ASTM D624 Standard Test Method for Vulcanized Rubber and Thermoplastic Rubbers and Thermoplastic Elastomers-Tear Resistance
- E. ASTM D2859 Standard Test Method for Flammability of Finished Textile Floor Covering Materials.
- F. ASTM E303 Standard Test Method for Measuring Surface Frictional Properties Using the British Pendulum Tester.

- G. ASTM F2075 Standard specification for Engineered Wood Fiber for use as a playground safety surface under and around playground equipment.
- H. ASTM F1292 Standard Specification for Impact Attenuation of Surface Systems Under and Around Playground Equipment
- I. ASTM F1951 Standard Specification for Determination of Accessibility of Surface Systems Under and Around Playground Equipment.
- J. ASTM F1551-03 Standard Specification for water permeability.
- K. ASTM F2107-08 Standard Guide for Construction and Maintenance of skinned areas on Baseball and Softball Fields

#### 1.5 SUBMITTALS

- A. Product Data: For each type of product indicated.
- B. Samples for Verification: For each type of surface system indicated.
  - 1. Minimum 12-by-12-inch square Sample of poured in place playground surfacing.
  - 2. Minimum 12-by-12-inch square Sample of rubber wear mats.
  - 3. Minimum 1 gallon bag of engineered wood fiber mulch.
  - 4. Minimum 1 gallon bag each of infield sand base, mix and clay conditioner.
- C. Qualification Data: Certificate of qualification of the surface installer
- D. Material Test Reports: From a qualified testing agency, indicating compliance with requirements:
- E. Material Certificates: For each surface system product, signed by manufacturers.
- F. Field quality-control test reports.
- G. Maintenance Data: For surface systems to include in maintenance manuals.
- H. Warranty: Special warranty specified in this Section.

#### 1.6 QUALITY ASSURANCE

- A. Installer Qualifications: An employer of workers trained and approved by manufacturer.
- B. Testing Agency Qualifications: An independent agency qualified according to ANSI Z34.1 for testing indicated.

#### 1.7 PROJECT CONDITIONS

- A. Weather Limitations: Proceed with installation only when existing and forecasted weather conditions permit playground surface system installation to be performed according to manufacturers' written instructions and warranty requirements.

## 1.8 COORDINATION

- A. Coordinate installation of playground surface systems with installation of playground equipment specified in Division 2 Section "Playground Equipment and Structures."

## 1.9 WARRANTY

- A. Special Warranty: Manufacturer's standard form in which manufacturer agrees to repair or replace components of playground surface system that fail in materials or workmanship within specified warranty period.
  - 1. Failures include, but are not limited to, the following:
    - a. Reduction in impact attenuation.
    - b. Deterioration of surface and other materials beyond normal weathering.
  - 2. Warranty Period: 7 years from date of Substantial Completion.

## 1.10 MEASUREMENT AND PAYMENT

- A. **Rubberized Surfacing, Poured-in-Place (Sft):** The owner will pay for PIP Playground surfacing, as measured in place, and installed, by square foot including the required separator geotextile fabric.
- B. **Engineered Wood Fiber Mulch Surfacing (Sft):** The owner will pay for the installation and placement of wood fiber mulch for playgrounds, as measured in place and installed, by square foot, including the required separator geotextile fabric.
- C. **Rubberized Wear Mats, \_\_\_" x \_\_\_" (Ea):** The owner will pay for the installation and placement of each rubberized wear mat, as measured in place according to specified size.
- D. **Infield Mix – 1 inch (Syd):** The owner will pay for baseball field surface, as measured in place, and installed, by square yard, including the required compaction rate.
- E. **Infield Sand Base Course – 3 inch (Ton):** The owner will pay for baseball field sand base course, as measured in place, and installed, by tonnage, including the required compaction rate.

## PART 2 PRODUCTS

### 2.1 MANUFACTURERS

- A. In other Part 2 articles where titles below introduce lists, the following requirements apply to product selection:
  - 1. Basis-of-Design Product: The design for each product is based on the product named. Subject to compliance with requirements, provide either the named product or a comparable product by one of the other manufacturers specified.

- B. All products comply with the [Build America Buy America Act](#).

## 2.2 UNITARY SYNTHETIC SEAMLESS SURFACE

- A. Seamless Surface: Dual-density, poured-in-place system with wearing course over cushion course. Provide manufacturer's standard thickness for each layer as required for overall thickness indicated, tested for impact attenuation according to ASTM F 1292 and for accessibility according to ASTM F 1951.

1. Products:
  - a. Hanover Specialties, Inc; VitriTurf, Bohemia, NY
  - b. Child Safe Products, Inc.; Child Safe Safety Surface, Amityville, NY
  - c. GameTime; GT Impax Poured, Sinclair Recreation, Holland, MI
  - d. Surface America Incorporated; PlayBound, Poured-in-Place, Williamsville, NY
2. Wearing Course: Formulation of recycled post-consumer Ethylene Proylene Diene Monomer (EPDM) rubber and polyurethane, site mixed and applied.
3. Cushion Course: Formulation of recycled post-consumer styrene butadiene rubber (SBR) particles and polyurethane, site mixed and applied.
4. Binder: Weather-resistant, UV-stabilized, flexible, nonhardening, 100 percent solids polyurethane complying with requirements of authorities having jurisdiction for nontoxic and low VOC content.
5. Critical Height: As required for new and existing playground Equipment.
6. Primer/Adhesive: Manufacturer's standard primer and weather-resistant, moisture-cured polyurethane adhesive suitable for unit, substrate, and location indicated.
7. Wearing Course Color(s): According to manufacturer's standard colors and indicated on the drawings.
8. Filler/Sealant: Manufacturer's standard clear silicone or polyurethane filler/sealant suitable for exterior use.

## B. ENGINEERED WOOD FIBER MULCH

1. Processed wood, ground to a fibrous consistency, randomly sized not typical over 2" in length, free of hazardous substances and meets ASTM F2075 standard for EWF.

## C. RUBBERIZED WEAR MATS

1. Various sized, black wear mats comprised of 85% recycled rubber, 15% EPDM rubber with a polyurethane bonding agent.
2. Basis of Design Manufacturer: GameTime, [www.gametime.com](http://www.gametime.com), Model #161292 or equal.

## D. INFIELD MIX

1. Basis of Design: Washington Mix, with Diamond Clay conditioner as manufactured by Mar-Co Clay or approved equal.

## 2.3 GEOSYNTHETICS

- A. Separation Geotextile: Nonwoven, needle-punched geotextile, manufactured for subsurface drainage applications and made from polyolefins or polyesters;



complying with the following minimum properties determined according to ASTM D 4759 and referenced standard test methods:

1. Weight: According to ASTM D 5261.
2. Water Flow Rate: According to ASTM D 4491.

## PART 3 EXECUTION

### 3.1 PREPARATION

- A. General: Prepare substrates to receive surfacing products according to playground surface system manufacturer's written instructions. Verify that substrates are sound and without high spots, ridges, holes, and depressions.

### 3.2 INSTALLATION, GENERAL

- A. General: Comply with playground surface system manufacturer's written installation instructions. Install playground surface system over area and in thickness indicated.

### 3.3 GEOSYNTHETIC INSTALLATION

- A. General: Install geosynthetics according to playground surface system manufacturer's and geosynthetic manufacturer's written instructions.
1. Geotextiles: Completely cover area indicated, overlapping sides and edges a minimum of **8 inches (200 mm)** with overlapping loosely laid seams.
    - a. Perimeter: Adhere edges on all sides to top of perimeter curb or footing.

### 3.4 INSTALLATION OF SEAMLESS PLAYGROUND SURFACE SYSTEMS

- A. Seamless Surface: Mix and apply components of playground surface system according to manufacturer's written instructions.
1. Substrate Primer: Apply over prepared substrate at manufacturer's standard spreading rate for type of substrate.
  2. Cushion Course: Spread evenly over primed substrate to form a uniform layer applied at manufacturer's standard spreading rate in one continuous operation, with a minimum of cold joints.
  3. Intercoat Primer: Over cured cushion course, apply primer at manufacturer's standard spreading rate.
  4. Wearing Course: Spread over primed base course to form a uniform layer applied at manufacturer's standard spreading rate in one continuous operation and, except where color changes, with cold joints. Finish surface to produce manufacturer's standard wearing-surface texture.
    - a. Where colored pattern is indicated, place adjacent colored material as soon as placed colored material is sufficiently cured, using primer or adhesive if required by manufacturer's written instructions.
  5. Edge Treatment: Flush with existing concrete curbing
- B. INSTALLATION OF ENGINEERED WOOD FIBER MULCH

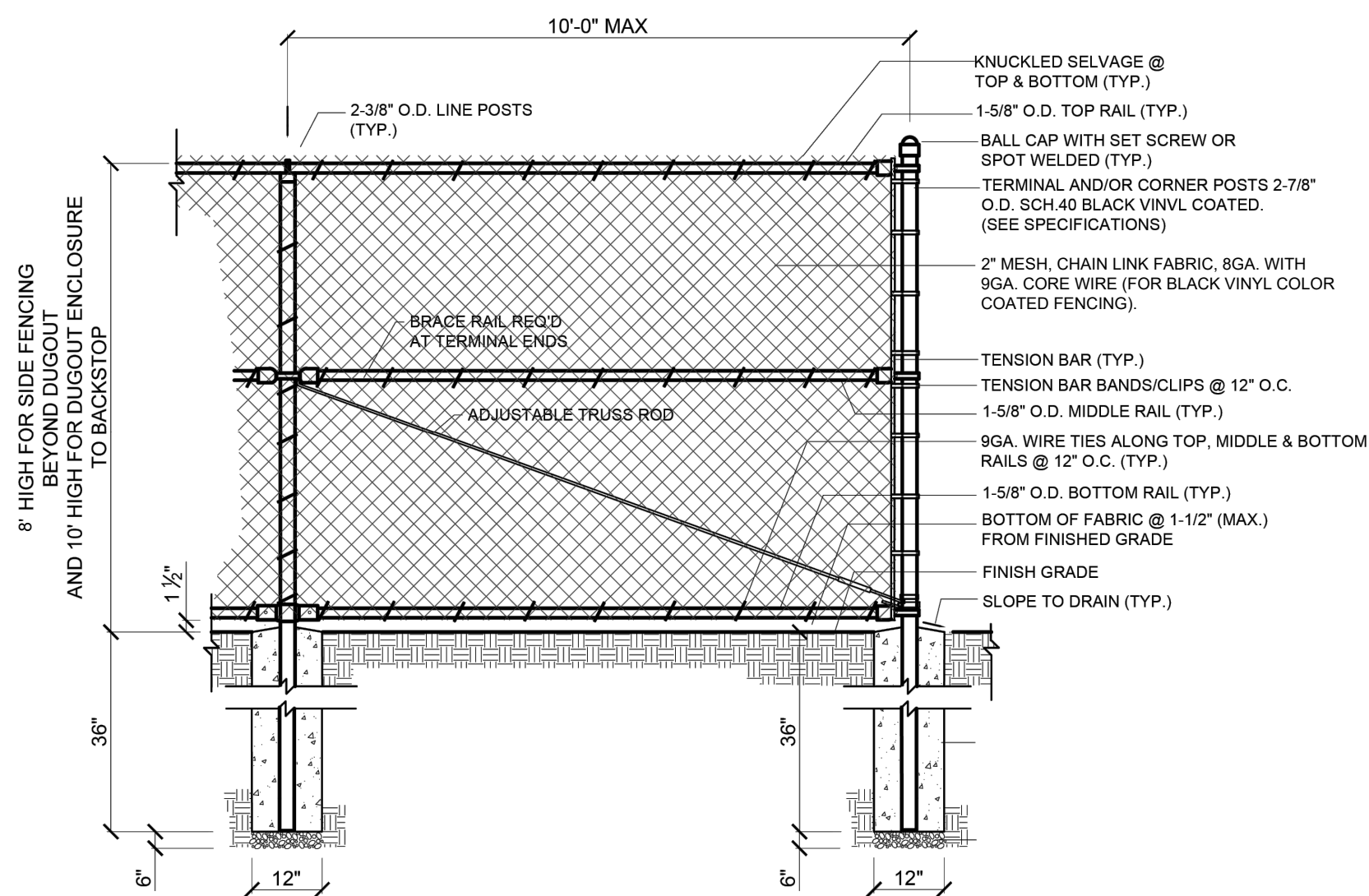
1. Install Engineered Wood Fiber mulch, to the full depth and dimensions as required by playground equipment manufacturer.
  2. Rake Engineered Wood Fiber mulch, smooth and even over entire surface area of the playground
- C. INSTALLATION OF RUBBERIZE WEAR MATS
1. Install and secure rubberized wear mats under new and existing, high wear points of various playground components according to the manufacturer's recommendations and specifications.
  2. Rake Engineered Wood Fiber mulch, evenly up to the surface of the wear mats.
- D. INSTALLATION OF INFIELD SAND BASE, MIX AND CONDITIONER
1. Install, grade and compact infield sand base as specified and recommended by infield mix manufacturer.
  2. Mix Infield Mix and Clay D
- 3.5 FIELD QUALITY CONTROL
- A. Testing Services: Testing and inspecting of completed applications of playground surface system shall take place according to ASTM F 1292.
  - B. Remove and replace applications of playground surface system where test results indicate that it does not comply with requirements.
  - C. Additional testing and inspecting, at Contractor's expense, will be performed to determine compliance of replaced or additional work with requirements.
- 3.6 PROTECTION
- A. Seamless Systems: Prevent traffic over system for not less than 48 hours after installation.

END OF SECTION 8007001

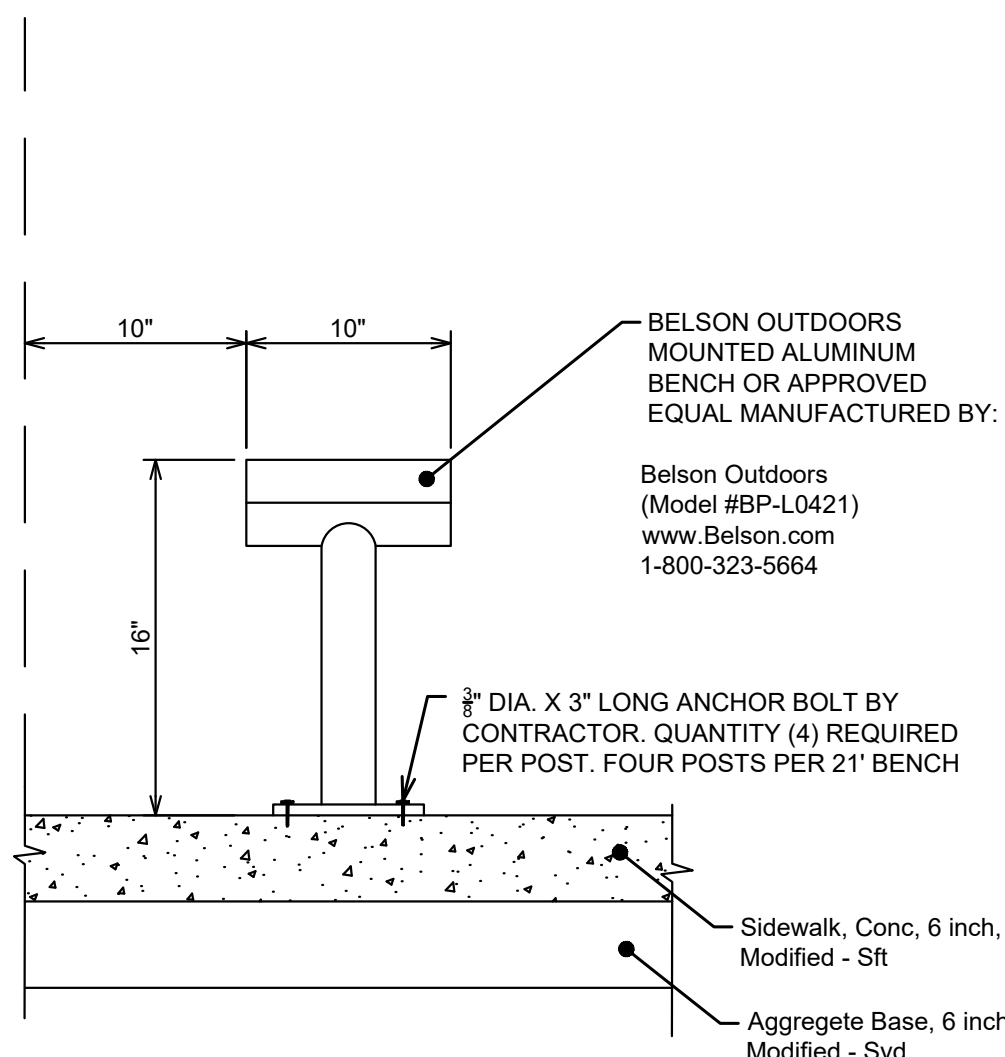


NOTES:

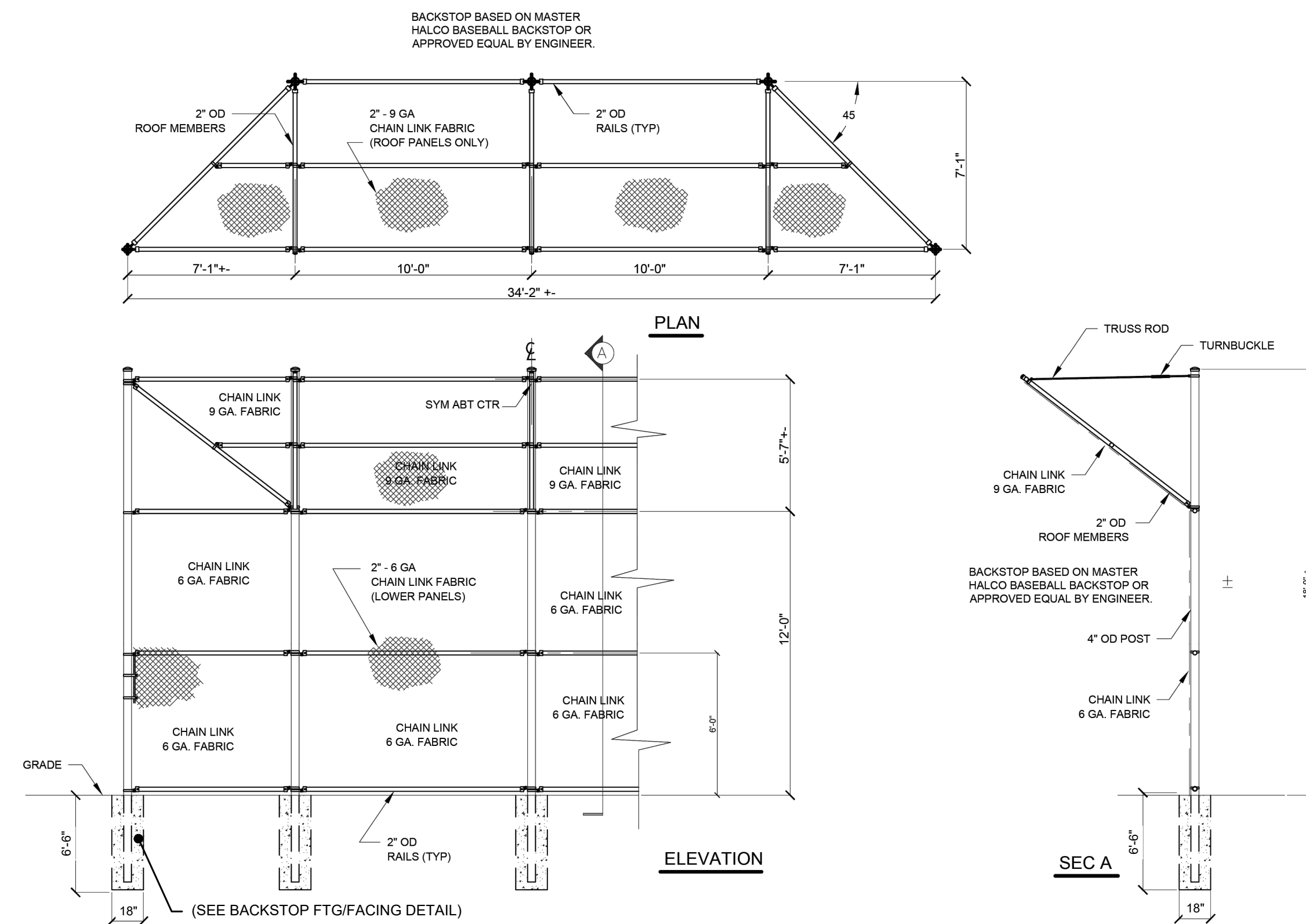
1. ALL MATERIALS - BLACK POLY VINYL CHLORIDE (PVC) COATED CHAIN LINK FABRIC WITH GALVANIZED STEEL FRAMEWORK
2. FABRIC - BLACK POLY VINYL CHLORIDE (PVC) COATED CHAIN LINK FABRIC #9 GAUGE GALVANIZED STEEL, 2" MESH.
3. TERMINAL POST - BLACK POLY VINYL CHLORIDE (PVC) COATED CHAIN LINK FABRIC 2" O.D. SCHEDULE 40 OR ALLIED SS40
4. LINE POST - BLACK POLY VINYL CHLORIDE (PVC) COATED CHAIN LINK FABRIC 2" O.D. SCHEDULE 40 OR ALLIED SS40
5. TOP RAIL - BLACK POLY VINYL CHLORIDE (PVC) COATED CHAIN LINK FABRIC 1 5/8" O.D. SCHEDULE 40 OR ALLIED SS40
6. ALL MATERIALS SHALL BE MANUFACTURED ACCORDING TO APPLICABLE ASTM STANDARDS. (TYPE 2A)



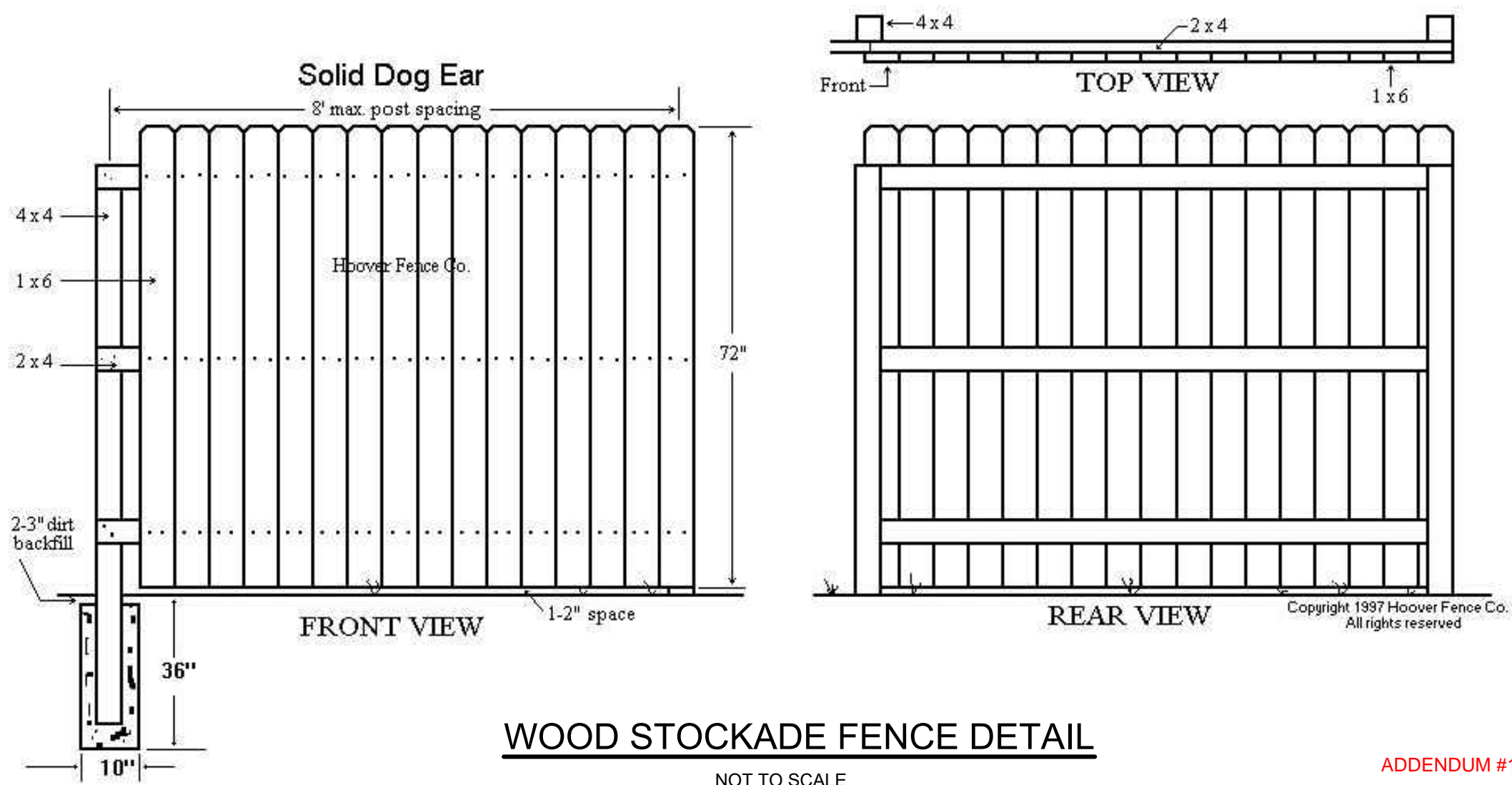
**FENCE DETAIL - BASEBALL**  
NOT TO SCALE



**SURFACE MOUNTED PLAYERS BENCH**  
NOT TO SCALE



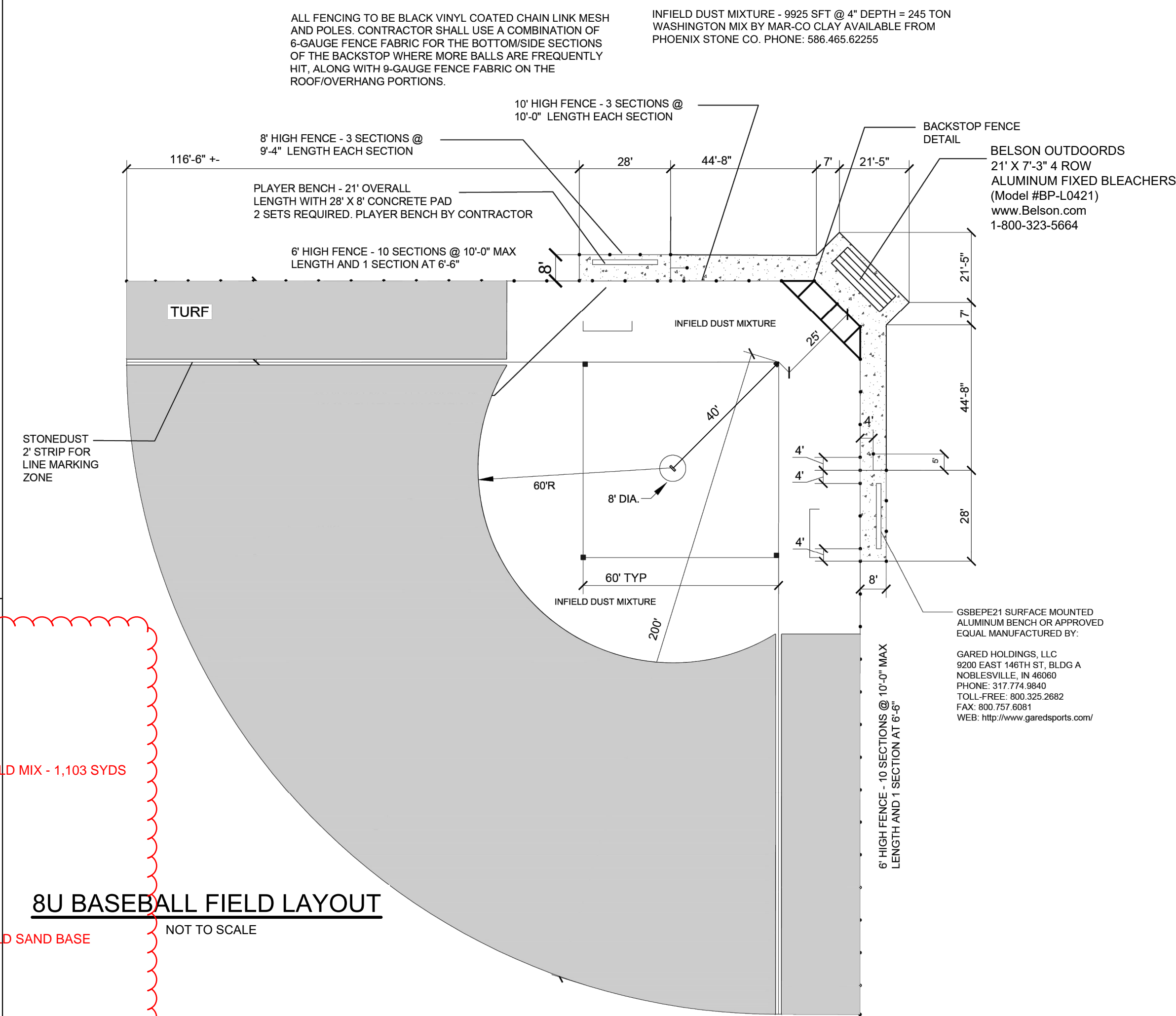
**BACKSTOP FENCE DETAILS**  
NO TO SCALE 9925 SFT @ 4\"/>



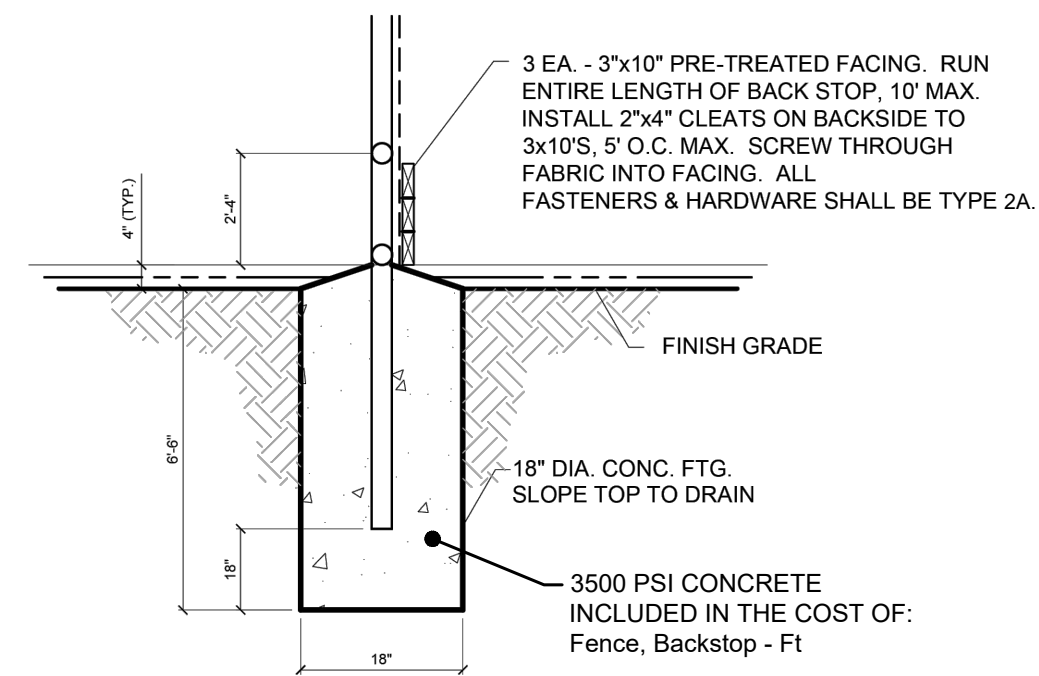
**WOOD STOCKADE FENCE DETAIL**  
NOT TO SCALE

NOTE: ALL MATERIAL PAID FOR AS: Wood Stockade, Fence, 72 inch - Ft

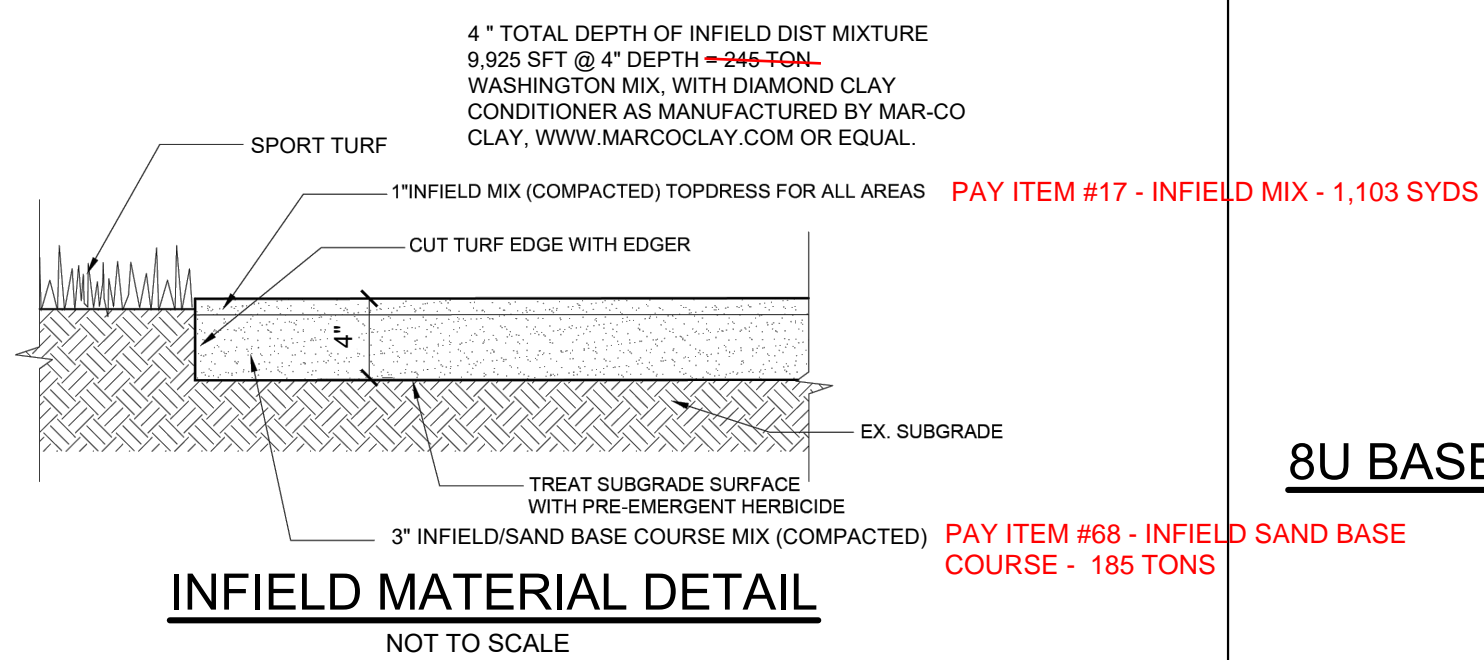
ADDENDUM #1



**8U BASEBALL FIELD LAYOUT**  
NOT TO SCALE



**BACKSTOP FTG/FACING DETAIL**  
NOT TO SCALE



**INFIELD MATERIAL DETAIL**  
NOT TO SCALE

**COMMUNITY DEVELOPMENT**  
**Royal Oak**

**HRC HUBBELL, ROTH & CLARK, INC**  
CONSULTING ENGINEERS SINCE 1915  
555 HULEY DRIVE BLOOMFIELD HILLS, MICH. P.O. BOX 824 48303 - 0824  
PHONE: (248) 454-6300 FAX (1st. Floor): (248) 454-6312 FAX (2nd. Floor): (248) 454-6359  
WEB SITE: www.hrcengr.com

12/13/2024	ADDENDUM #1
11/26/2024	FINAL BID PLANS
11/07/2024	95% DESIGN PLANS
09/27/2024	60% DESIGN PLANS
DATE	ADDITIONS AND/OR REVISIONS
DESIGNED	ENR
DRAWN	HFA
CHECKED	MDJ
APPROVED	LFM



**CITY OF ROYAL OAK**  
**CLAWSON PARK IMPROVEMENTS**  
**MEDC - CDBG GRANT**

DETAILS

HRC JOB NO. 20240545	SCALE NO SCALE
DATE October 24	SHEET NO. 04 OF 17